



ATPLAS MATRIX BOUNDARY BOX RANGE



ATPLAS MATRIX BOUNDARY BOX RANGE



ATPLAS BOUNDARY BOX RANGE

ATPLAS BOUNDARY BOX BEGINNINGS

Matrix Multi meter boxes are designed to accommodate four or six water meters in one box, and are therefore more convenient and lower cost than installing several meter boxes for adjacent properties.


The new Matrix Multi is significantly lighter than its predecessor box, making it much easier to handle on site. Another improvement is the height adjustable and tiltable surface box which is supported in place by a ratchet mechanism once the right height is selected. It also has rotatable outlets to make pipe connections easier.










WHAT IS A MATRIX MULTI BOX

Matrix Multi meter boxes are designed to accommodate four or six water meters in one box, and are therefore more convenient and lower cost than installing several meter boxes for adjacent properties.

The new Matrix Multi is significantly lighter than its predecessor box, making it much easier to handle on site. Another improvement is the height adjustable and tiltable surface box which is supported in place by a ratchet mechanism once the right height is selected. It also has rotatable outlets to make pipe connections easier.





FEATURES

-  Multiple ports - 4 and 6 outlets available
-  Light weight, height adjustable and tilting surface boxes
-  Upper chamber
-  Lower chamber and base
-  16 bar pressure rating
-  Grade C surface box
-  Flexible connection system

BENEFITS

- Multi properties can be served by one meter box
- Makes installation and fitting easier
- Provides easy access to meter and valve assemblies
- Houses the service pipe Pushfit connections as well as the meter manifolds with integrated check valves and stop valves. Inlet protection pad provided
- The 16 bar pressure rating not only exceeds the 8-10 bar normal working pressure, it also exceeds the typical 12.5 bar pressure rating of the pipe.
- Performs above the standard to give a 5t loading capability
- 2" BSP Female single inlet or 4/6 port Talbot Pushfit inlets, outlets in 25mm or 32mm. Pushfit inlet/outlets have horizontal swivel connections to provide flexibility on site

ADDITIONAL FEATURES AND BENEFITS FOR CONTAMINATED GROUND MATRIX MULTI

-  Multiple ports - 4 and 6 outlets available in gunmetal
-  Tested and approved to BS 5834-1:2017 and BS 8588:2017 for contaminated ground.

These boxes are manufactured with gun metal fittings for use in contaminated ground areas.



MATRIX MULTI BOUNDARY BOX

MATRIX MULTI

Matrix Multi meter boxes are designed to accommodate four or six water meters in one box, and are therefore more convenient and lower cost than installing several meter boxes for adjacent properties.

The Matrix Multi is significantly lighter than its predecessor, making it much easier to handle on site. Another improvement is the height adjustable and tiltable surface box which is supported in place by a ratchet mechanism once the right height is selected. It also has rotatable outlets to make pipe connections easier.

ADVANTAGES

- └ **EASE** - Multiple properties can be served by one meter box
- └ **EASY TO FIT** - Relatively light weight, and height adjustability and tilt in surface box
- └ **FROST-FREE** - Frost free under prolonged surface frost to -15 °C
- └ **RANGE** - 1/4/6 inlets, 4/6 outlets, 25mm or 32mm
- └ **GRADE C surface box (5t loading)**
- └ **Meets relevant aspects of standard**
BS 5834-1:2017
- └ **RELIABILITY** - Uses the tried and trusted manifold from the Matrix Plus boundary box



APPLICATIONS



House connection

USES

- └ **Provides a clean underground environment for 4 or 6 concentric water meters**
- └ **Enables easy meter reading.**
- └ **Allows for water shutoff to the property**

SUSTAINABILITY

The guard tubes, base, lid and surface box of the new Matrix Multi boundary box are made from recycled plastics. This massive reduction in the use of virgin material dovetails with water companies' ambitious carbon reduction objectives. Furthermore, the end-of-life box is 97% recyclable.

CONTAMINATED GROUND

NEW

The NEW Matrix Multi box for contaminated ground is used to provide a safe and clean underground environment for water meters, the sealed box protects against the ingress of ground water by the use of fluoroelastomer seals. The high quality gunmetal connectors allow safe connection to all the leading barrier pipe systems on the market using suitable male adaptors from the pipe systems.





APPROVALS

- └ KIWA Reg 4
- └ WRAS
- └ Meets relevant aspects of standard BS 5834-1:2017

TECHNICAL DATA


- └ **Material guard tube and base:**
Recycled PP (black guard tube)
- └ **Surface box and lid:** Recycled Nylon
- └ **Material manifold:** Acetal
- └ **Lid loading:** BS5834:2017 Grade C (5t loading)
- └ **Nominal pressure (PN):** Working 16 bar

MATRIX MULTI BOX 4 PORT & MATRIX MULTI BOX 4 IN 4 OUT
MATRIX MULTI BOX 6 PORT & MATRIX MULTI BOX 6 IN 6 OUT

SEALED AND UNSEALED

OPTIONS/VARIANTS

- └ Single 2" BSP female inlet, 4 or 6 outlet
- └ 4 in 4 out
- └ 6 in 6 out
- └ 25mm or 32mm pushfit connections
- └ Single or double check valve
- └ 590-720mm or 770-900mm heights



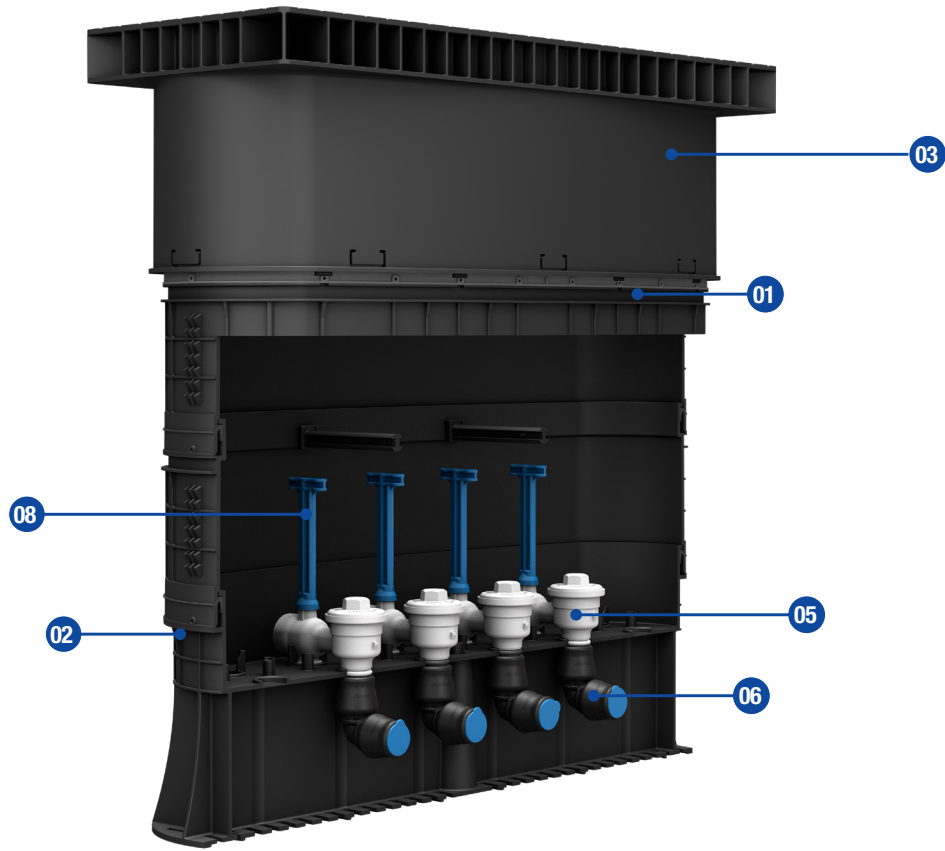
MATRIX MULTI BOX 4 PORT
MATRIX MULTI BOX 6 PORT

SEALED AND UNSEALED

- └ Gunmetal connections for contaminated ground
- └ Sealed version manufactured to prevent any contaminants into the product



MATERIALS AND DIMENSIONS

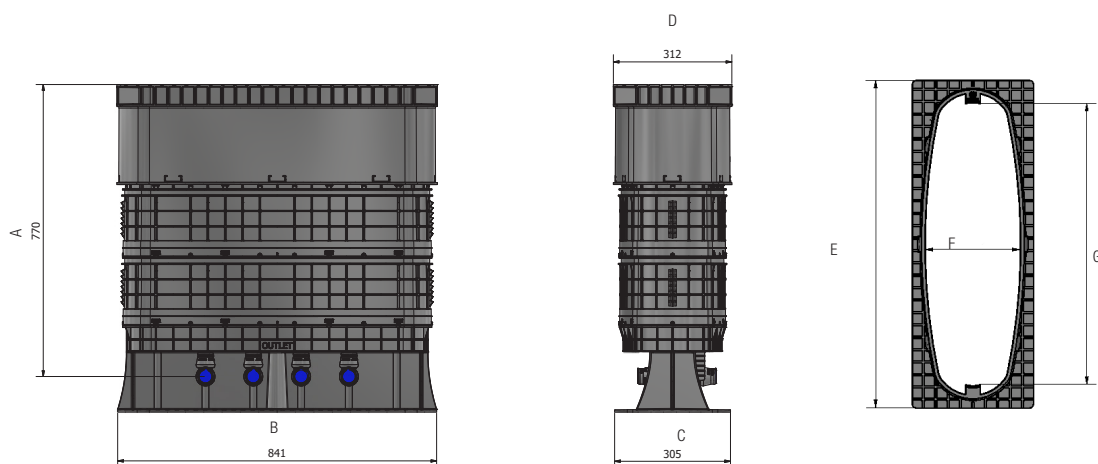


Item	Description	Quantity	Material
1	Upper guard tube	1	Recycled PP
2	Base	1	Recycled PP
3	Surface Box and Lid	1	Recycled Nylon
4	Lid detector plate*	1	Galvanised Steel
5	Manifold	1	POM
6	Pushfit bend	2	PP Body, POM grip rings & EPDM seals
7	Frost insulation pad*	1	Closed Cell Polyethylene Foam
8	Matrix long Key	1	POM
9	Inlet Protection Pad*	1	Stratocell foam

* Lid detector plate and frost insulation pad not illustrated in the picture

PRODUCT CODE SEALED BOX CLASS 1.N.SBC.T	PRODUCT CODE UNSEALED BOX CLASS 2.N.SBC.T	INLET	OUTLET	A (mm) (min/max)	B(mm)	C(mm)	D(mm)	E(mm)	F(mm)	G(mm)
1954-125-50-112	1954-125-50-112-1	2" Female BSP	4 x 25mm PF	590-720	841	305	312	845	246	725
1954-132-50-112	1954-132-50-112-1	2" Female BSP	4 x 32mm PF	590-720	841	305	312	845	246	725
1954-125-50-113	1954-125-50-113-1	2" Female BSP	4 x 25mm PF	770-900	841	305	312	845	246	725
1954-132-50-113	1954-132-50-113-1	2" Female BSP	4 x 32mm PF	770-900	841	305	312	845	246	725
1954-125-60-112	1954-125-60-112-1	2" Female BSP	6 x 25mm PF	590-720	841	305	312	845	246	725
1954-132-60-112	1954-132-60-112-1	2" Female BSP	6 x 32mm PF	590-720	841	305	312	845	246	725
1954-125-60-113	1954-125-60-113-1	2" Female BSP	6 x 25mm PF	770-900	841	305	312	845	246	725
1954-132-60-113	1954-132-60-113-1	2" Female BSP	6 x 32mm PF	770-900	841	305	312	845	246	725
1954-125-55-112	-	4 x 25mm PF	4 x 25mm PF	590-720	841	305	312	845	246	725
1954-132-55-112	-	4 x 32mm PF	4 x 32mm PF	590-720	841	305	312	845	246	725
1954-125-65-112	-	6 x 25mm PF	6 x 25mm PF	590-720	841	305	312	845	246	725
1954-132-65-112	-	6 x 32mm PF	6 x 32mm PF	590-720	841	305	312	845	246	725

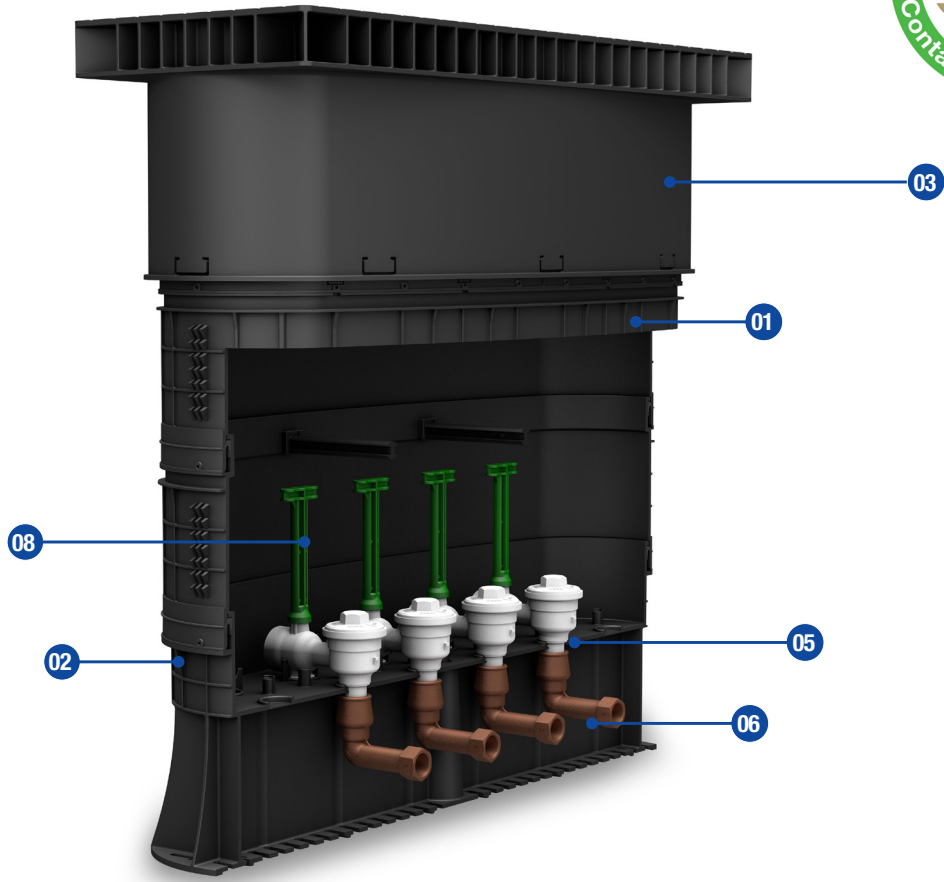
The technical data and performance may be modified without prior notice depending on the technical advances.



Box	A (min/max)	B	C	D	E	F	G
Matrix Multi 4 in 4 out	590-720mm / 770-900mm	841mm	305mm	312mm	845mm	246mm	725mm
Box	A (min/max)	B	C	D	E	F	G
Matrix Multi 6 PORT	590-720mm / 770-900mm	841mm	305mm	312mm	845mm	246mm	725mm

Feature	Specification
Compliance to BS 5834-1:2017	Compliant to relevant aspects of BS 5834-1:2017
Frame and Cover	Universal 8° tilt. Pluck lid with two lifting handles. Nylon designed for 5t loading, Grade C load bearing according to BS 5834-2:2011.
Guard Tube Material	Recycled Polypropylene (black)
Guard Tube Profile	Stadium profile with 725mm x 246mm opening
Height Adjust (apr)	See below table (125mm final height adjustment in surface box)
Frost Protection	As standard in accordance with BS 5834-1:2017
Water Tightness	Sealed Class 1 or Unsealed Class 2 (BS 5834-1:2017)
Shut Off Device	¼ turn spherical valve supplied with Matrix long key 8292
Check Valve	Check valve in accordance with BS EN 13959: 2004 Family E Type B WIS 5-11-01 (double check valve on request)
Manifold	Raised style in Plastic (Acetyl Co-Polymer)
Meter Connection	4/6 x 1½" BSP concentric meters to BS EN ISO 4064; Q3 4.0 (Qn 2.5)
Head Loss	< 3 metres @ 25 l/min flow rate with meter and single check valve
Inlet	2" BSP Female or 4/6 x 25mm or 4/6 x 32mm Pushfit for PE pipe in accordance with WIS 4-32-11
Outlet	4/6 x 25mm or 4/6 x 32mm Pushfit for PE pipe in accordance with WIS 4-32-11
Blank Plugs	Full Flow (standard), Trickle Flow (optional), No Flow (optional). 27/28 mm tapered A/F hexagonal upstand
Product Weight (apr average)	23.8 kg (4 Port), 26.6 kg (6 Port)
Pallet Quantity	4 per pallet
Tools	BOP77011-28: 28mm socket for meter plug & NRV BOP77008: Short T bar 400mm long BOP77009: T bar extension 500mm long

MATERIALS AND DIMENSIONS

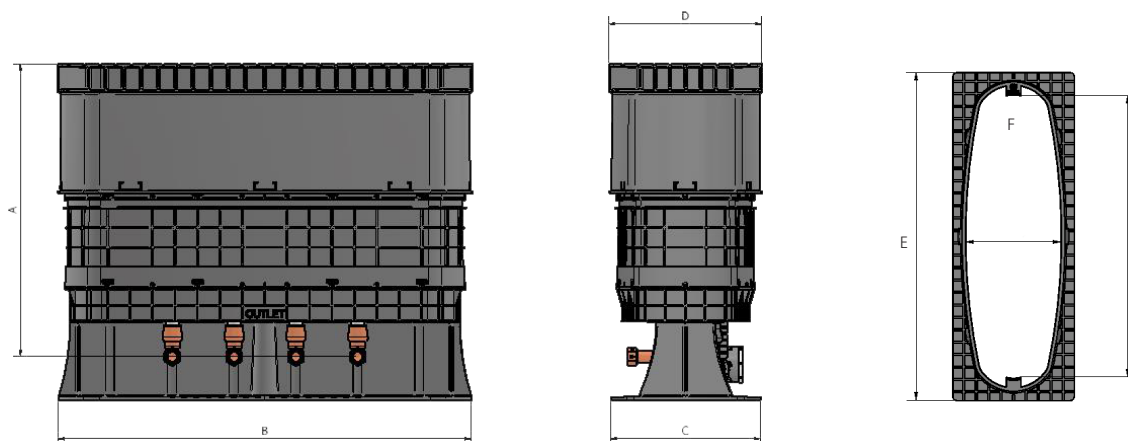


Item	Description	Quantity	Material
1	Upper guard tube	1	Recycled PP
2	Base	1	Recycled PP
3	Surface Box and Lid	1	Recycled Nylon
4	Lid detector plate*	1	Galvanised Steel
5	Manifold	1	POM
6	3/4 Pushfit bend	4 or 6	GM Body, POM Grip Ring, EPDM Seal
7	Frost insulation pad*	1	Closed Cell Polyethylene Foam
8	Matrix long Key	1	POM
9	Inlet Protection Pad*	1	Stratocell foam

* Lid detector plate and frost insulation pad not illustrated in the picture

PRODUCT CODE SEALED BOX CLASS 1.N.SBC.T	PRODUCT CODE UNSEALED BOX CLASS 2.N.SBC.T	INLET	OUTLET	SHUT OFF	HEIGHT
1954-734-75-1-12	1954-734-75-1-12-1	2" Female BSP	4 x 3/4"	¼ Turn with Matrix long key	590-720mm
1954-734-75-1-13	1954-734-75-1-13-1	2" Female BSP	4 x 3/4"	¼ Turn with Matrix long key	770-900mm
1954-734-77-1-12	1954-734-77-1-12-1	2" Female BSP	6 x 3/4"	¼ Turn with Matrix long Key	590-720mm
1954-734-77-1-13	1954-734-77-1-13-1	2" Female BSP	6 x 3/4"	¼ Turn with Matrix long key	770-900mm

The technical data and performance may be modified without prior notice depending on the technical advances.



Box	A (min/max)	B	C	D	E	F	G
Matrix Multi 4 Port	590-720mm / 770-900mm	841mm	305mm	312mm	845mm	246mm	725mm
Matrix Multi 6 Port	590-720mm / 770-900mm	841mm	305mm	312mm	845mm	246mm	725mm

Feature	Specification
BS8588	Compliant to relevant aspects of BS 8588:2017
Frame and Cover	Universal 8° tilt. Pluck lid with two lifting handles. Nylon designed for 5t loading, Grade C load bearing according to BS 5834-2:2011.
Guard Tube Material	Recycled Polypropylene (black)
Guard Tube Profile	Stadium profile with 725mm x 246mm opening
Height Adjust (apr)	See above (125mm final height adjustment in surface box)
Frost Protection	As standard in accordance with BS 5834-1:2017
Water Tightness	Sealed Class 1 or Unsealed Class 2 (BS 5834-1:2017)
Shut Off Device	¼ turn spherical valve supplied with Matrix long key 8292
Check Valve	Check valve in accordance with BS EN 13959: 2004 Family E Type B WIS 5-11-01 (double check valve on request)
Manifold	Raised style in Plastic (Acetyl Co-Polymer)
Meter Connection	4 x 1½" BSP concentric meters to BS EN ISO 4064; Q3 4.0 (Qn 2.5)
Head Loss	< 3 metres @ 25 l/min flow rate with meter and single check valve
Inlet	2" BSP Female
Outlet	4 x 3/4" female or 6 x 3/4" female
Blank Plugs	Full Flow (standard), Trickle Flow (optional), No Flow (optional). 27/28 mm tapered A/F hexagonal upstand
Product Weight (apr average)	23 kg (590-720mm), 25.75 kg (770-900mm)
Pallet Quantity	4 per pallet
Tools	BOP77011-28: 28mm socket for meter plug & NRV BOP77008: Short T bar 400mm long BOP77009: T bar extension 500mm long

SPARES AND ACCESSORIES

MATRIX MULTI BOUNDARY BOX SPARES AND ACCESSORIES

	Product Code	Spare
	MB404357AM	Matrix Multi Lid
	MB404340AM	Matrix Multi Surface box assembly including lid
	MB404180UM	Raiser section (including seal)
	MB4048654AP	Insulation frost pad
	MB404232AM	Support beam (pair)
	E3516	63mm x 2" Pushfit Male Adaptor

MATRIX

BELOW GROUND BOUNDARY BOXES

The Matrix range is the market leading choice with its telescopic, self contained chamber system that is used to provide a safe and clean underground environment for concentric water meters.

Matrix boxes have telescopic height adjustment with the guard tubes made from 100% recycled plastic.

The Matrix range covers a wide selection of sizes and configurations with single, double or our NEW multi boxes to meet all requirements. Also featured is the Matrix Barrier Box which is approved for use in contaminated ground.



RANGE

MATRIX PLUS R & S

are boundary boxes for single water meters with a small, stable footprint making them easy to install with minimal excavation. The fully sealed box is height adjustable and comes with an option of a Grade C, Grade B Poly or Grade B ductile iron surface box.

MATRIX BARRIER BOX

is designed to meet the new standards for contaminated ground and is tested and approved for contaminated ground to BS 5834-1:2017 (tested to BS8588:2017), giving a safe supply of potable water. Also available with a Grade C, Grade B Poly or Grade B ductile iron surface box.

MATRIX DOUBLE

boundary boxes are designed to accommodate two water meters in one box, and are therefore more convenient and lower cost than installing two meter boxes for adjacent properties.

MATRIX MULTI

boundary boxes are available with either 4 ports or 6 ports. They have a 2" female inlet, and the outlets are 25mm or 32mm push fit for PE pipe. There are also versions for 4 in 4 out and 6 in 6 out. The box allows for several water meters to be sited in one box, thus making installation faster and easier. The guard tubes, base, lid and surface box of the new Matrix Multi boundary box are made from recycled plastics. Furthermore, the end-of-life box is 97% recyclable.



Atlantic Plastics Ltd

Coytrahene Close
Brackla Industrial Estate
Bridgend CF31 2AX
United Kingdom

Tel +44 (0)845 077 9797
www.atplas.co.uk
Email enquiries@atplas.co.uk



Note: Specifications may be changed without notification at any time.

© 2025 Atlantic Plastics Ltd

PBR_130525_BOUNDARY BOX BROCHURE_EN